

INCIDENCE OF HIV IN CLEVELAND, OH 2021



133
DIAGNOSES

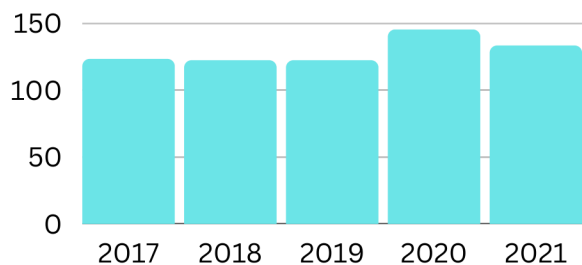
-8.3%
DECREASE FROM 2020

35
CASES PER 100,000
RESIDENTS

~80%
OF CUYAHOGA
COUNTY HIV
DIAGNOSES



DIAGNOSES PER YEAR



SEXUAL ORIENTATION



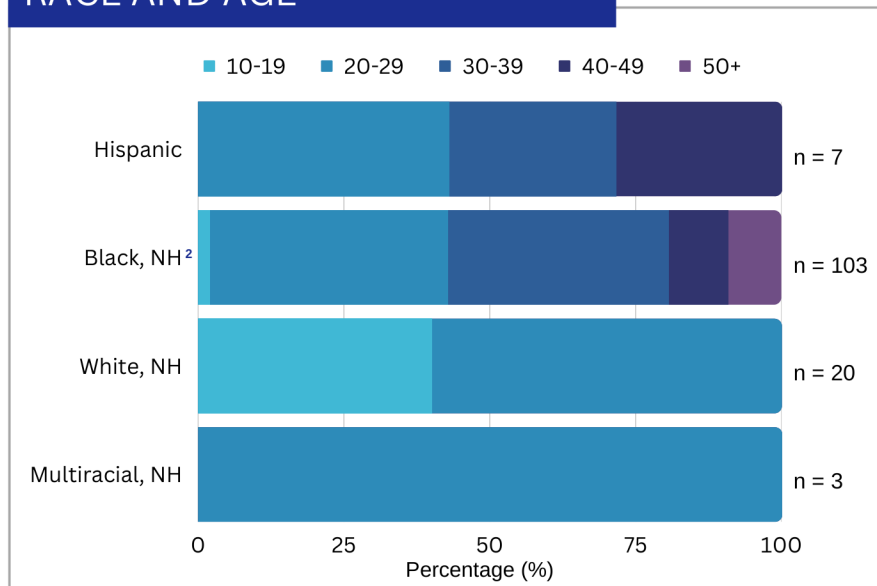
● 68% MSM³ ● 24% Heterosexual ● 7% TFSM³

SEX

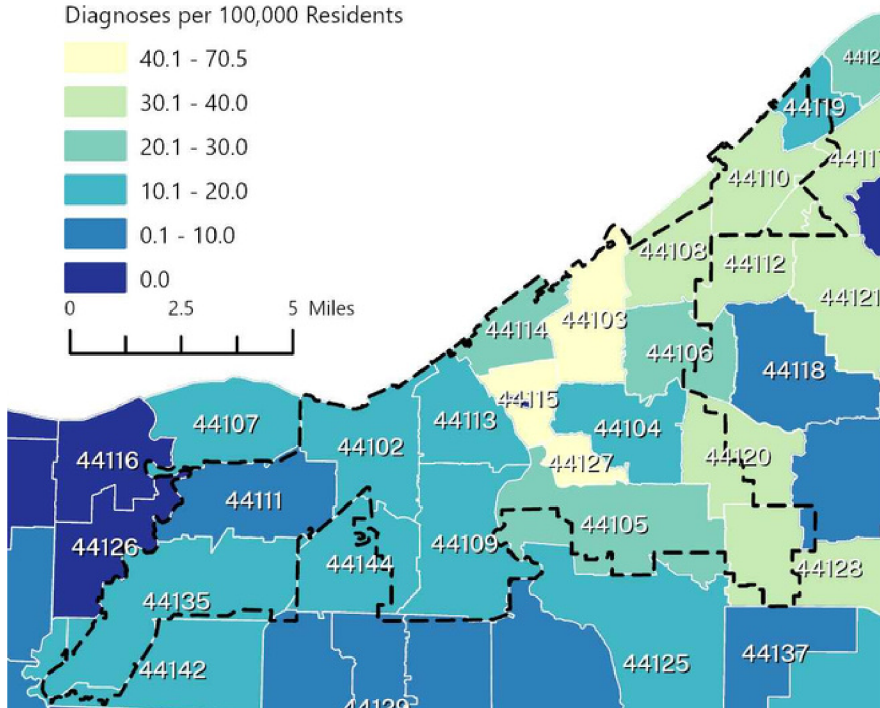




● 82.0% Male ● 12.8% Female ● 5.3% Transgender:MtF⁴

RACE AND AGE



Diagnoses per 100,000 Residents



TRANSMISSION RISK FACTORS***



*Source: Ohio Department of Health - Ohio Disease Reporting System. The Department disclaims responsibility for any analyses, interpretations, or conclusions.

**Cleveland Population Data from 2021 5-year American Community Survey.

***Data for risk factors have varying response rates ranging from 30% - 73%

1. Based off a count of 144 HIV Diagnoses in Cleveland in 2021.

2. NH denotes Non-Hispanic (eg. Black, NH = Black, Non-Hispanic).

3. MSM denotes Male who Has Intercourse with Males, TFSM denotes Trans-Female who Has Intercourse with Males.

4. Transgender:MtF denotes Male to Female Transgender